



evolutiondome™

evoexp™

INFLATABLE EVENT STRUCTURES

2018

WALLS

UK PACKAGE

- 1 x Structure, 1 x Packing Bag, 1 x Protection Ground Sheet, 1 x 1.5amp fan, scaffold pole.

STRUCTURE

Packed Size/Weight:

- 3m wall:- 500 x 300 x 300mm. 15kg (est.)
- 6m wall:- 500 x 400 x 400mm. 18kg (est.)
- 9m wall:- 600 x 500 x 400mm. 22kg (est.)
- 12m wall:- 600 x 600 x 400mm. 26kg (est.)

Inflated Size:

- 3m wall:- W3 x D0.9 x H2.4m.
- 6m wall:- W6 x D1.8 x H2.4m.
- 9m wall:- W9 x D2.7 x H2.4m.
- 12m wall:- W12 x D3.6 x H2.4m.

Fabrics:

- PVC, rip stop nylon FR treated

Colours:

- Combinations of white/black/silver/frosted Please

Note: Information is correct at time of publication. Evolution Dome Ltd accept no responsibility for variations in dimensions or weights. Evolution Dome Ltd reserve the right to alter any dimentions or weights at any time without prior notice.

POWER & FANS

Fans:

- 1 x 1.5amp fan

Min Secure Power:

- 16amp C form 1ph OR 1 x 13amp

Fan Weight:

- 2kg per fan

Fan Dimensions:

- 250mm x 250mm x 150mm

Please Note: It is the responsibility of the client or site management to ensure that the power used for fans is secure and tested. The above power consumption is for fans only and covers no extra electrical items. No other item should be connected to the fan power lines. Evolution Dome Ltd accepts no responsibility for damages to equipment or damages to inflatable structures, injuries to persons, or loss of earnings due to electrical faults.

INSTALLATION & DERIG

Crew:

- 1 persons (min)

Set Up Time:


- From 10 mins

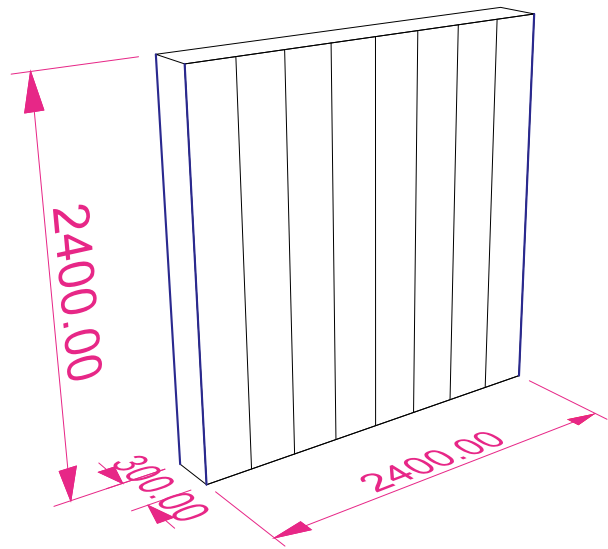
Inflation Time:

- 5 mins for structure when fixed

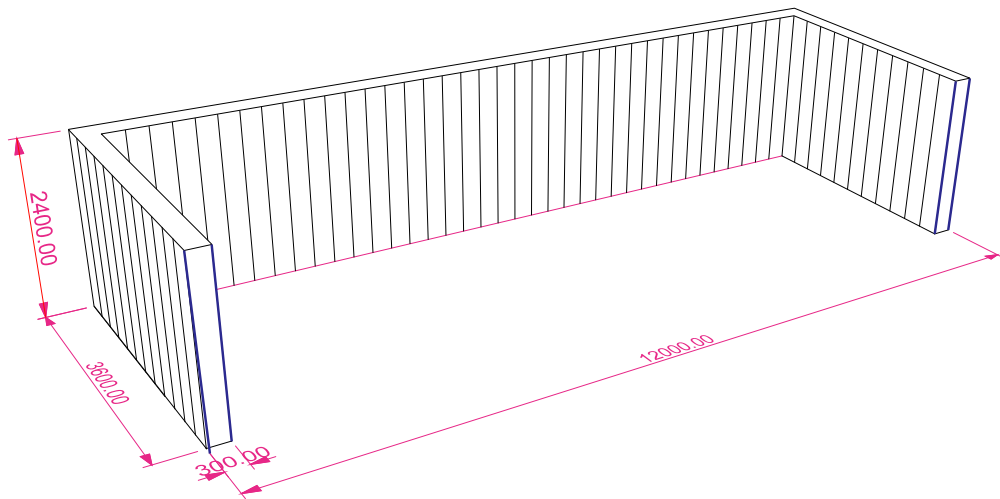
Derig Time:

- From 10 mins





FRONT ELEVATION



SIDE ELEVATION

